

MODERATE FUND USD (C Class ACC)

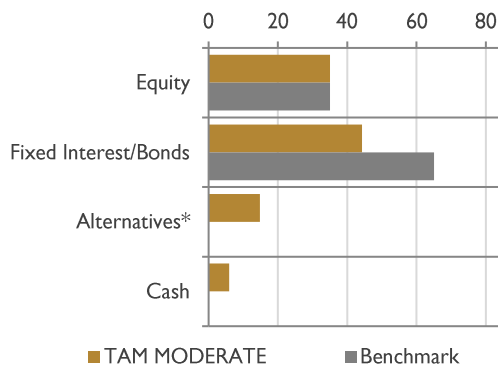
30TH JUNE 2020

FUND OVERVIEW

The fund aims to provide a return on your investment (achieved via increasing the value of the assets held within the portfolio) over a long-term investment horizon, usually referred to as between three and five years. The fund's investment structure is that of a "fund of fund" portfolio which seeks to provide investors with a diversified investment portfolio consisting of UCITS compliant funds or "collectives" from across the global investment universe. Collectives invested in within the fund can include unit trusts, mutual funds and exchange traded funds (ETFs) whose managers aim to outperform their respective markets. Asset classes you could find in this portfolio are equities, government bonds, corporate bonds, alternatives and cash. Absolute return, Market neutral, Equity long short and property may all feature within the alternative's classification.

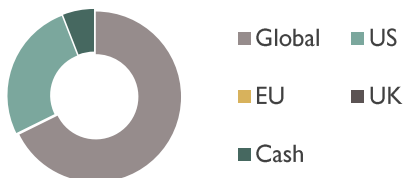
The funds benchmark comprises of 35% exposure to the FTSE All World Equity index which the fund itself seeks to replicate as the appropriate level of risk exposure in normal market conditions. The fund retains the ability to move its weighting to risk assets according to market conditions to ensure its investors retain a flexible and diversified investment portfolio across all time periods.

CURRENT ASSET ALLOCATION



*Absolute return, property and commodities may all feature within the alternatives classification

GEOGRAPHICAL EXPOSURE



PORTFOLIO INFORMATION

Portfolio	35% FTSE All-World Index
Benchmark	65% FTSE World Government Bond Index
Inception Date	1st October 2013*
Investment Management Charge (p.a.)	0.65%+VAT
Currency Options	GBP, USD & EUR
Accessibility	Direct, ISA, SIPP, & Life Wrap
Weighted fund OCF	0.51%
Total Fund Size	3,000,000 GBP
Fund Manager	James Penny
Distribution type	Accumulation
ISIN	IE00BMYMBB37
Sedol	BMYSRF7

TAM RISK RATING: LOW TO MEDIUM



PERFORMANCE SUMMARY*

1 Year	3 Year	5 Year	Inception
1.94%	14.72%	41.29%	48.45%

Calendar Year Returns			Annualised	
2018	2019	YTD	Return	Volatility
1.70%	-2.03%	0.26%	6.13%	5.47%

*All performance figures are net of TAM's investment management fee. TAM Global Moderate ICAV launched on 1st October 2019 so figures preceding this are simulated for illustrative purposes only. Figures quoted are proforma based on the assumption the portfolio was held from 1st October 2013 following which a monthly rebalancing occurred up to 1st October 2019 when real figures are quoted.

CURRENT TOP 5 HOLDINGS (%)

SSGA SPDR Blmrg Brclys US Treasury ETF GBP	9.99
SSGA SPDR BB Barclays Gbl Agg Bnd ETF Dist	9.60
JP Morgan Global Bond Opps C Acc GBPH	9.49
TwentyFour Dynamic Bond Acc	9.48
iShares S&P 500 GBP Hdg Acc ETF	10.82
Top 5 holdings as % of whole portfolio	49.39
Total number of holdings	15

BALANCED FUND USD (C Class ACC)

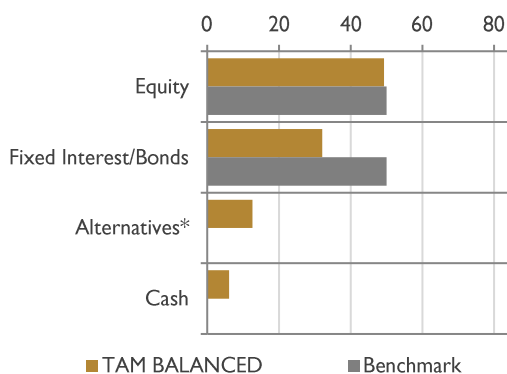
30TH JUNE 2020

FUND OVERVIEW

The fund aims to provide a return on your investment (achieved via increasing the value of the assets held within the portfolio) over a long-term investment horizon, usually referred to as between three and five years. The fund's investment structure is that of a "fund of fund" portfolio which seeks to provide investors with a diversified investment portfolio consisting of UCITS compliant funds or "collectives" from across the global investment universe. Collectives invested in within the fund can include unit trusts, mutual funds and exchange traded funds (ETFs) whose managers aim to outperform their respective markets. Asset classes you could find in this portfolio are equities, government bonds, corporate bonds, alternatives and cash. Absolute return, Market neutral, Equity long short and property may all feature within the alternative's classification.

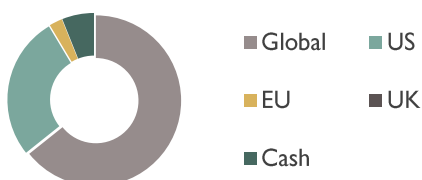
The funds benchmark comprises of 50% exposure to the FTSE All World Equity index which the fund itself seeks to replicate as the appropriate level of risk exposure in normal market conditions. The fund retains the ability to move its weighting to risk assets according to market conditions to ensure its investors retain a flexible and diversified investment portfolio across all time periods.

CURRENT ASSET ALLOCATION



*Absolute return, property and commodities may all feature within the alternatives classification

GEOGRAPHICAL EXPOSURE



PORTFOLIO INFORMATION

Portfolio	50% FTSE All-World Index
Benchmark	50% FTSE World Government Bond Index
Inception Date	1st October 2013*
Investment Management Charge (p.a.)	0.65%+VAT
Currency Options	GBP, USD & EUR
Accessibility	Direct, ISA, SIPP, & Life Wrap
Weighted Fund OCF	0.54%
Total Fund Size	10,000,000 GBP
Fund Manager	James Penny
Distribution type	Accumulation
ISIN	IE00BMYM9Y24
Sedol	BMYSR13

TAM RISK RATING: MEDIUM



PERFORMANCE SUMMARY*

1 Year	3 Year	5 Year	Inception
2.61%	18.09%	49.68%	64.66%

Calendar Year Returns			Annualised	
2018	2019	YTD	Return	Volatility
1.06%	-0.59%	-0.03%	7.69%	6.53%

*All performance figures are net of TAM's investment management fee. TAM Global Balanced ICAV launched on 1st October 2019 so figures preceding this are simulated for illustrative purposes only. Figures quoted are proforma based on the assumption the portfolio was held from 1st October 2013 following which a monthly rebalancing occurred up to 1st October 2019 when real figures are quoted.

CURRENT TOP 5 HOLDINGS (%)

iShares S&P 500 GBP Hdg Acc ETF	13.19
SSGA SPDR Blmrg Brclys US Treasury ETF GBP	7.48
SSGA SPDR BB Barclays Gbl Agg Bnd ETF Dist	7.46
TwentyFour Dynamic Bond Acc	6.26
Investec American Franchise I Acc Net GBP	6.48
Top 5 holdings as % of whole portfolio	40.88
Total number of holdings	18

GROWTH FUND USD (C Class ACC)

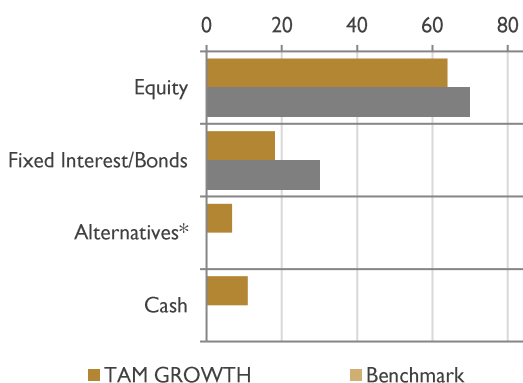
30TH JUNE 2020

FUND OVERVIEW

The fund aims to provide a return on your investment (achieved via increasing the value of the assets held within the portfolio) over a long-term investment horizon, usually referred to as between three and five years. The fund's investment structure is that of a "fund of fund" portfolio which seeks to provide investors with a diversified investment portfolio consisting of UCITS compliant funds or "collectives" from across the global investment universe. Collectives invested in within the fund can include unit trusts, mutual funds and exchange traded funds (ETFs) whose managers aim to outperform their respective markets. Asset classes you could find in this portfolio are equities, government bonds, corporate bonds, alternatives and cash. Absolute return, Market neutral, Equity long short and property may all feature within the alternative's classification.

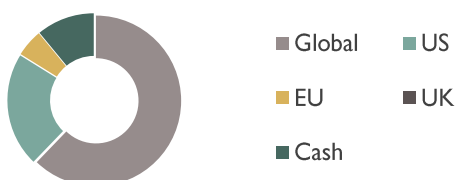
The funds benchmark comprises of 70% exposure to the FTSE All World Equity index which the fund itself seeks to replicate as the appropriate level of risk exposure in normal market conditions. The fund retains the ability to move its weighting to risk assets according to market conditions to ensure its investors retain a flexible and diversified investment portfolio across all time periods.

CURRENT ASSET ALLOCATION



* Absolute return, Market neutral, Equity long short and property may all feature within the alternative's classification

GEOGRAPHICAL EXPOSURE



FUND INFORMATION

Portfolio	70% FTSE All-World Index
Benchmark	30% FTSE World Government Bond Index
Inception Date	1st October 2013*
Investment Management Charge (p.a.)	0.65%+VAT
Currency Options	GBP, USD & EUR
Accessibility	Direct, ISA, SIPP, & Life Wrap
Weighted Fund OCF	0.57%
Total Fund Size	5,500,000 GBP
Fund Manager	James Penny
Distribution Type	Accumulation
ISIN	IE00BMYMB467
Sedol	BMYSR79

TAM RISK RATING: MEDIUM TO HIGH


PERFORMANCE SUMMARY*

1 Year	3 Year	5 Year	Inception
0.81%	16.89%	51.08%	70.97%

Calendar Year Returns			Annualised	
2018	2019	YTD	Return	Volatility
-0.82%	0.06%	-2.69%	8.30%	7.41%

*All performance figures are net of TAM's investment management fee. TAM Growth ICAV launched on 1st October 2019 so figures preceding this are simulated for illustrative purposes only. Figures quoted are proforma based on the assumption the portfolio was held from 1st October 2013 following which a monthly rebalancing occurred up to 1st October 2019 when real figures are quoted.

CURRENT TOP 5 HOLDINGS (%)

iShares S&P 500 GBP Hdg Acc ETF	10.22
TwentyFour Dynamic Bond Acc	6.27
Lindsell Train Global Equity B Inc Nav	7.02
Merian Gold & Silver Fund R GBP Acc	9.84
Investec American Franchise I Acc Net GBP	7.42
Top 5 holdings as % of whole portfolio	40.78
Total number of holdings	16