

RISK PROFILE: CAUTIOUS (LOW TO MEDIUM RISK)

DATE: 30 JUNE 2025

PORTFOLIO OBJECTIVE

This model comprises Sharia-compliant investment vehicles including unit trusts, mutual funds and exchange traded funds (ETFs), whose managers aim to outperform their respective markets. Asset classes you could find in this portfolio are Sharia equities, Sukuk bonds, Sharia approved commodities and cash.

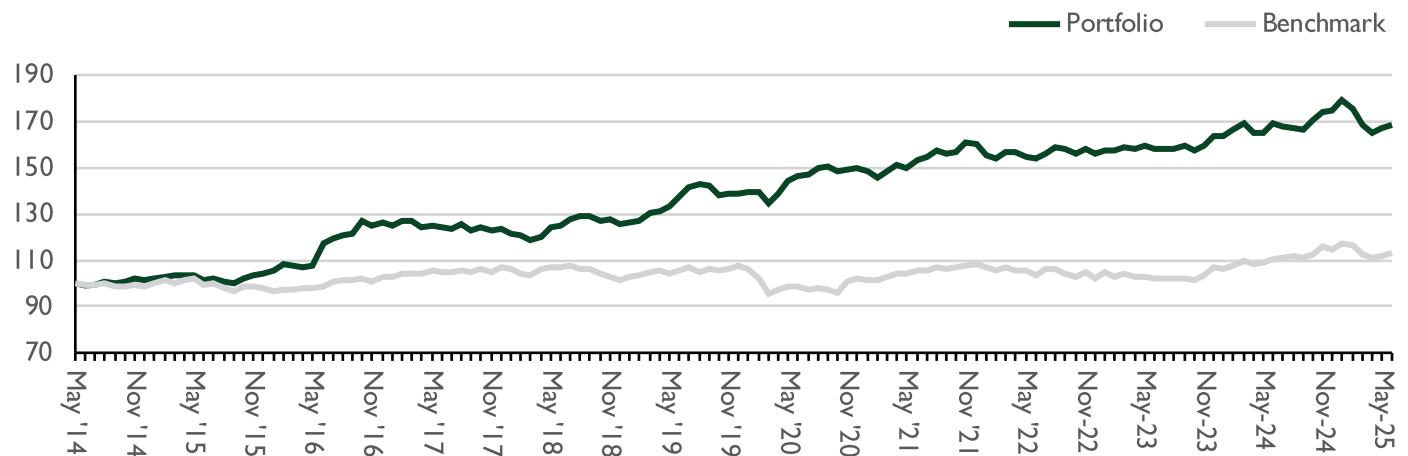
The portfolio seeks to generate modest capital growth higher than bond based returns over the short to medium term (3 - 5 years or more) by employing a cautious investment strategy. Portfolios will typically comprise 30% equity and 70% non-equity, though weightings may deviate within set parameters, allowing our managers to react to market conditions.

KEY INFORMATION

Portfolio Benchmark	Bloomberg Global EQ:FI 30:70
Inception Date	30/05/2014
Minimum Investment	Any size
TAM Annual Management Charge	0.50%
TAM Platform Fee	0.25%
Underlying OCF	0.72%

Please note that the information in this document refers to the model directly via the TAM Platform only.

PERFORMANCE



	Cumulative Return %					
	3 Month	6 Month	1 Year	3 Year	5 Year	Inception
Portfolio	-0.02	-3.45	-0.48	11.58	17.13	68.68
Benchmark	0.32	-1.52	2.15	7.24	12.36	12.86
Difference	-0.34	-1.93	-2.63	4.34	4.77	55.82
	Calendar Year Returns %					
	2021	2022	2023	2024	2025 YTD	
Portfolio	7.28	-2.52	4.69	8.53	-3.45	
Benchmark	6.02	-4.86	4.17	5.56	-1.52	
Difference	1.26	2.34	0.52	2.97	-1.93	

All performance figures are net of TAM's investment management fee.

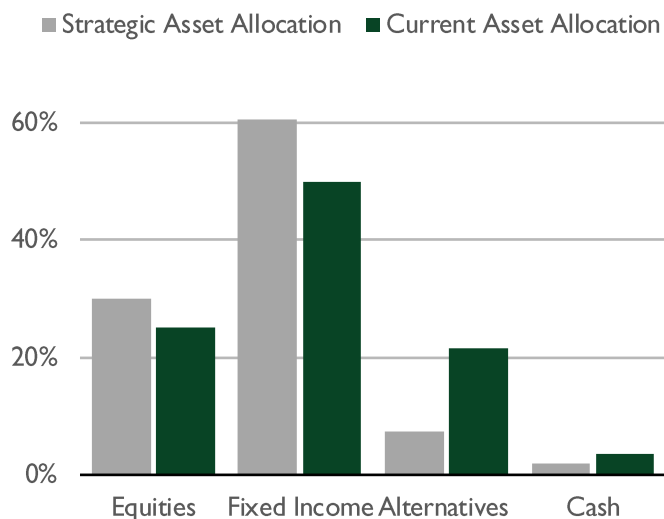
RISK PROFILE: CAUTIOUS (LOW TO MEDIUM RISK)

DATE: 30 JUNE 2025

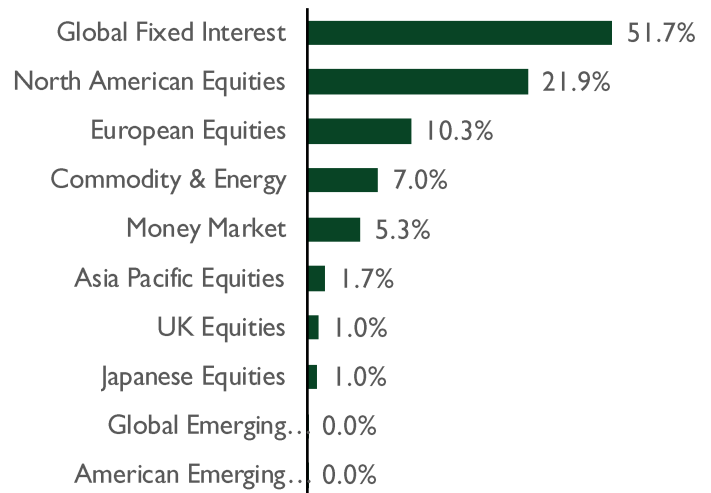
RISK

	Volatility %			Maximum Drawdown %		
	1 Year	3 Years	5 Years	1 Year	3 Years	5 Years
Portfolio	6.85	5.16	5.12	-7.83	-7.83	-7.83
Benchmark	5.71	5.36	5.08	-5.09	-5.09	-6.13
Difference	1.14	-0.2	0.04	-2.74	-2.74	-1.7

STRATEGIC V CURRENT ASSET ALLOCATION



TOP 10 ASSET ALLOCATION



PORTFOLIO ACTIVITY

The Sharia portfolio range saw some early movements in reaction to the US Tarriiff related news. Much of this was around selling clients investment in highly valued large-cap technology names. Portfolios saw increases in silver bullion, which was flagged at a historical discount to gold. It has since performed excellently and continues to provide diversification against the Sharia compliant equities and sukuk debt. The latter was topped up after a trim of gold around all time highs. Lastly the Principal Islamic Asia Pacific Dynamic Income and Growth was announced as closing due to being subscale. We swiftly rotated into the HSBC Emerging Markets fund and maintained exposure to a part of the market we are highly optimistic about from here.

TOP 10 PORTFOLIO HOLDINGS %

1)	Franklin Templeton Global Sukuk	15
2)	Principal Global Sukuk	12.5
3)	HSBC Global Sukuk Index	12.5
4)	HSBC Islamic Global Equity Index	10.5
5)	Waystone Global Sukuk	10
6)	HSBC Sharia Multi Asset Fund	8
7)	Schroder Islamic Global Equity	7.5
8)	Invesco Dow Jones Islamic Global Developed Markets	7
9)	Principal Islamic Global Multi Asset	6.5
10)	HANetf Royal Mint Responsibly Source Physical Gold	5

RISK PROFILE: CAUTIOUS (LOW TO MEDIUM RISK)

DATE: 30 JUNE 2025

QUARTERLY REVIEW

The second quarter of 2025 was shaped by intense market volatility, driven by geopolitical tensions and unexpected trade policy moves. The pivotal moment came in early April when President Trump's abrupt announcement of a 10% blanket tariff on all global imports—plus reciprocal tariffs up to 50%—sparked a global sell-off. The S&P 500 dropped 12% in two days, volatility soared, and few assets provided safe haven. Just a week later, however, a 90-day rollback on the harshest tariffs reversed sentiment. Markets rebounded with the Nasdaq gaining 33% from its April lows and the S&P 500 ending the quarter up 16.5% (+5.5% YTD). This sudden rotation back into U.S. equities left Europe and emerging markets trailing. Towards the end of the quarter conflict broke out between Iran and Israel with the US eventually entering the conflict. Markets took the whole conflict largely without a wobble indicating investors sentiment to keep buying equities remains strong. The dollar weakened 6% in Q2, while gold continued to rally amid inflation concerns and central bank buying. Major bond markets remained relatively flat.

QUARTERLY OUTLOOK

Looking ahead, we expect U.S. market leadership to persist if economic data stays supportive and tariff negotiations progress. Volatility may spike over the summer due to thin trading volumes and ongoing trade uncertainty. A rebound in the dollar is possible, while short-dated, inflation-protected bonds appear best positioned amid mixed signals on growth and inflation. Emerging markets should continue to benefit from dollar weakness, while Europe offers stability with selective upside. The UK remains undervalued but politically clouded, presenting asymmetric upside potential. We remain cautiously optimistic, favouring U.S. large caps, gold, short-duration bonds, and diversified alternatives. TAM portfolios are positioned with a blend of growth and resilience—ready to navigate volatility while seeking opportunity across global markets.

RISK RATINGS

This model is rated 4 out of 8 on the TAM Risk Scale.

PLATFORM AVAILABILITY

The model is currently available directly via the TAM Platform only.

AWARDS



CONTACT

+44 (0) 207 549 7650

info@tamassetmanagement.com

www.tamassetmanagement.com



CO₂e
Reduced
Organisation

IMPORTANT INFORMATION

TAM Asset Management Ltd © 2025. This document is intended for investment professionals only. Its contents should not be distributed to, or relied on by, retail clients. This document on its own is not intended as an offer, solicitation or recommendation to use or invest in any of the services or products mentioned in it. The investments and services referred to in this document may not be suitable for all investors and TAM Asset Management Ltd (TAM) does not give any guarantee as to the performance or suitability of an investment for a retail client. Past performance is not a guide to future returns. The value of an investment and the income from it, may go down as well as up and may fall below the amount initially invested. Any opinions, expectations and projections within this document are those of TAM and do not constitute investment advice or guaranteed returns. TAM is authorised and regulated by the Financial Conduct Authority, No. 208243. Registered in England, No. 04077709. Registered Office: 10th Floor, City Tower, 40 Basinghall Street, London, EC2V 5DE.