

**PORTFOLIO OBJECTIVE**

This model comprises a wide range of diversified active investment vehicles focussed on delivering natural income as well as underlying capital appreciation. Investments within this range include unit trusts, mutual funds and exchange traded funds (ETFs), whose managers aim to outperform their respective markets. Asset classes you could find in this portfolio are equities, government bonds, corporate bonds, alternatives, commodities and cash. Absolute return, multi-asset and property may all feature within the alternatives classification.

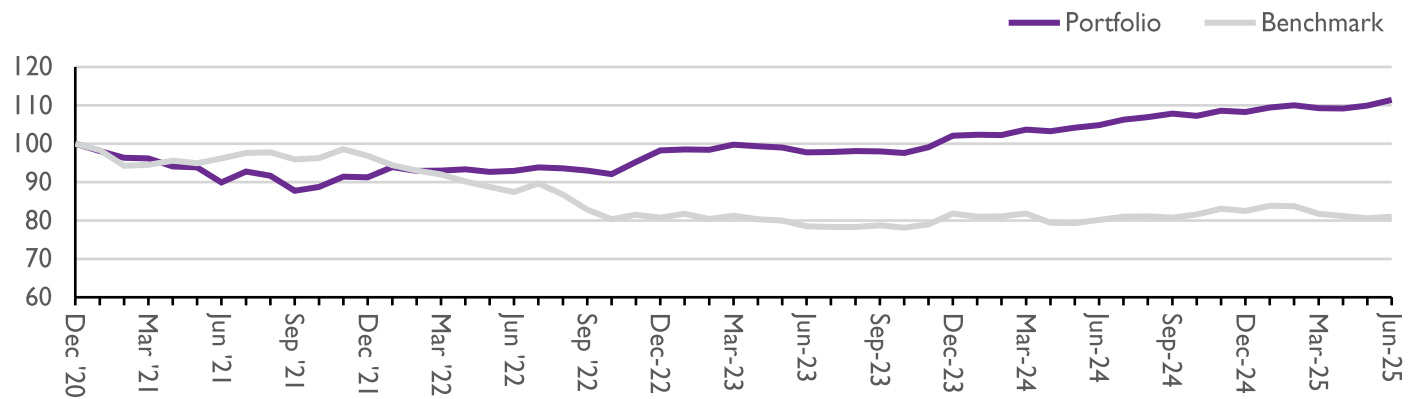
The portfolio seeks to generate modest returns higher than cash in the bank over the short to medium term (3 - 5 years or more) with potential for consistent though constrained capital growth. Portfolios will typically comprise 10% equity and 90% non-equity, though weightings may deviate within set parameters, allowing managers to react to market conditions.

**KEY INFORMATION**

Portfolio Benchmark	Bloomberg Global EQ:FI 10:90
Inception Date	01/04/24
Minimum Investment	Any size
TAM AMC	0.30%
TAM Platform Fee	0.25%
Underlying OCF	0.45%
Yield	5.41%
Income Payment Options	Natural or Fixed Payment (Quarterly, Six-Monthly or Annually)

Please note that the information in this document refers to the model directly on the TAM Platform. The model is also available on a range of other third party platforms where underlying holdings, performance and charges may vary. Please get in touch if you would like more information.

**PERFORMANCE<sup>1</sup>**



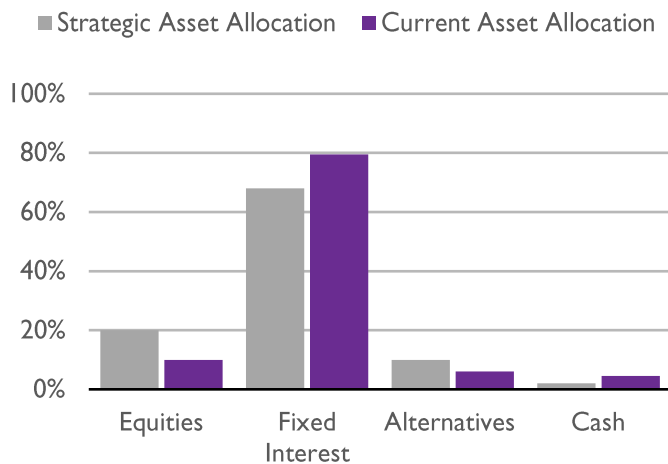
Cumulative Return %					
	3 Month	6 Month	1 Year	3 Year	Inception
Portfolio	2.40	4.43	5.61	24.35	13.94
Benchmark	3.06	2.16	3.51	2.29	-3.33
Difference	-0.67	2.27	2.10	22.06	7.66
Calendar Year Returns %					
	2021	2022	2023	2024	2025 YTD
Portfolio	-8.65	7.60	5.66	5.16	-8.65
Benchmark	-17.21	1.43	2.07	-1.80	-17.21
Difference	8.56	6.17	3.59	6.96	8.56

<sup>1</sup>All performance figures are net of TAM's management fee. The TAM Income range was launched on 01/04/24; prior figures are simulated for illustrative purposes only and are pro forma assuming the portfolio was held from 01/01/21, with monthly rebalancing to 01/04/24. Neither past nor simulated performance is indicative of future results.

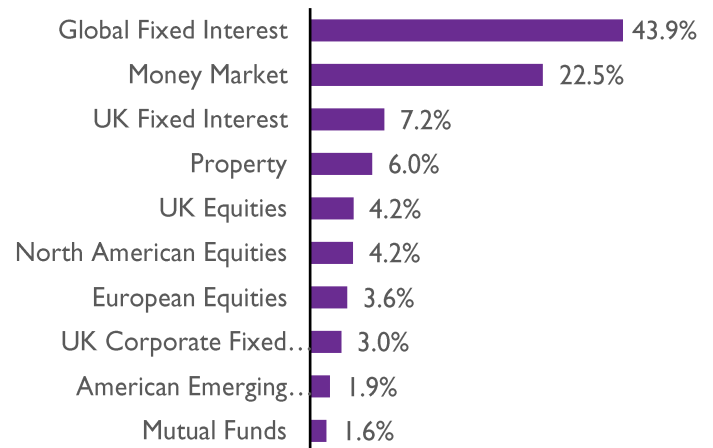
**RISK**

	Volatility %		Maximum Drawdown %	
	1 Year	3 Years	1 Year	3 Years
<b>Portfolio</b>	2.59	4.02	-0.89	-1.97
<b>Benchmark</b>	4.77	4.75	-3.82	-4.32
<b>Difference</b>	-2.18	-0.73	2.93	2.35

**STRATEGIC V CURRENT ASSET ALLOCATION**



**TOP 10 ASSET ALLOCATION**



**TOP 10 PORTFOLIO HOLDINGS %**

1) Royal London Short Term Money Market Y Inc UH GBP	18.00
2) BNY Responsible Horizons Strategic Bond F Inc UH GBP	16.00
3) Invesco Monthly Income Plus Z Inc UH GBP	14.00
4) BNY Global Short-Dated High Yield W Inc H GBP	12.00
5) Capital Group Global High Income Opportunities P Inc UH GBP	11.50
6) Capital Group Corporate Bond Z Inc H GBP	8.00
7) Gravis UK Infrastructure Income C Inc UH GBP	6.00
8) Vanguard Global Equity Income A Inc UH GBP	4.00
9) Allspring Global Equity Enhanced Income X Inc UH GBP	3.00
10) Premier Miton UK Multi Cap Income B Inc UH GBP	3.00

**PORTFOLIO ACTIVITY**

Over the quarter TAM's Income portfolios delivered clients positive underlying capital appreciation alongside keeping to the target of a 5% yield within the income range. With much of the strength in the quarter coming from the likes of the dominant US tech industry, there was some level of underperformance from the income model Vs its Active peers due to the underweight in this market. Primarily this underweight is focused on allowing the model to invest more in other areas of the global market with more attractive yields and investment return dynamics. That being said, the income models allocation to the UK and Europe continued to do well with investments into corporate and high yield funds continuing to be very beneficial to both all in yields and underlying capital ap[appreciation.

As we move into the final quarter of the year, the income models remain well situated to hit their 5% yield target as well as remain globally invested to benefit from a market which remains in rally mode and importantly has the ability to broaden out of just the US which would see more capital appreciation from other areas of the global market which the income investment range is more tilted to.

## QUARTERLY REVIEW

The third quarter of 2025 delivered another strong period for investors and marked a meaningful turning point for global markets. After months of stubborn inflation, higher interest rates and uneven growth, the economic backdrop is beginning to stabilise and moderate. Inflation has levelled off, growth remains positive, and central banks are cautiously shifting towards a loosening of financial conditions which should help to foster a healthier investment environment as we head into year-end.

## QUARTERLY OUTLOOK

Looking into the year end, markets remain resilient, supported by growth, healthy consumer savings, spending and growing earnings, especially in the indomitable US tech sector despite its somewhat expensive status as we stand today. History shows that rallies built on strong sentiment can last, but they require careful navigation and do usually have an end point to which TAM needs to be aware of, and spend time planning for how to properly protect clients if that eventually should occur. One key strategy we have always used to achieve this is deep levels of diversification and active management to keep that essential to balance between opportunity and risk as we move into the final quarter of the year which we anticipate being a positive one for us and for the portfolios we manage on your behalf.

## PLATFORM AVAILABILITY

The model is available on the following third party platforms:

7IM	Novia Global
Abrdn	Nucleus
Aviva	Quilter
Fidelity	Scottish Widows
M&G Wealth	Transact
Morningstar Wealth	

## AWARDS



### CONTACT

+44 (0) 207 549 7650

[info@tamassetmanagement.com](mailto:info@tamassetmanagement.com)

[www.tamassetmanagement.com](http://www.tamassetmanagement.com)



CO<sub>2</sub>e  
Reduced  
Organisation

### IMPORTANT INFORMATION

© 2025 TAM Asset Management Ltd (TAM). This document is intended for investment professionals and advisers only and should not be distributed to, or relied on by, retail clients. The information provided herein is not intended as an offer, solicitation, or recommendation to use or invest in any of the services or products mentioned. The investments and services referred to in this document may not be suitable for all investors, and TAM does not give any guarantee as to the performance or suitability of an investment for a retail client. Past performance is not indicative of future returns. The value of an investment and the income from it may go down as well as up and may fall below the amount initially invested. Any opinions, expectations, and projections within this document are those of TAM and do not constitute investment advice or guaranteed returns. Retail investors should seek advice from a professional financial adviser before making any investment decisions. TAM is authorised and regulated by the Financial Conduct Authority, No. 208243. Registered in England, No. 04077709. Registered Office: 10th Floor, City Tower, 40 Basinghall Street, London, EC2V 5DE.