

RISK PROFILE: CAUTIOUS (LOW TO MEDIUM RISK)

DATE: 31 DECEMBER 2025

PORTFOLIO OBJECTIVE

This model comprises a wide range of diversified active investment vehicles focussed on delivering natural income as well as underlying capital appreciation. Investments within this range include unit trusts, mutual funds and exchange traded funds (ETFs), whose managers aim to outperform their respective markets. Asset classes you could find in this portfolio are equities, government bonds, corporate bonds, alternatives, commodities and cash. Absolute return, multi-asset and property may all feature within the alternatives classification.

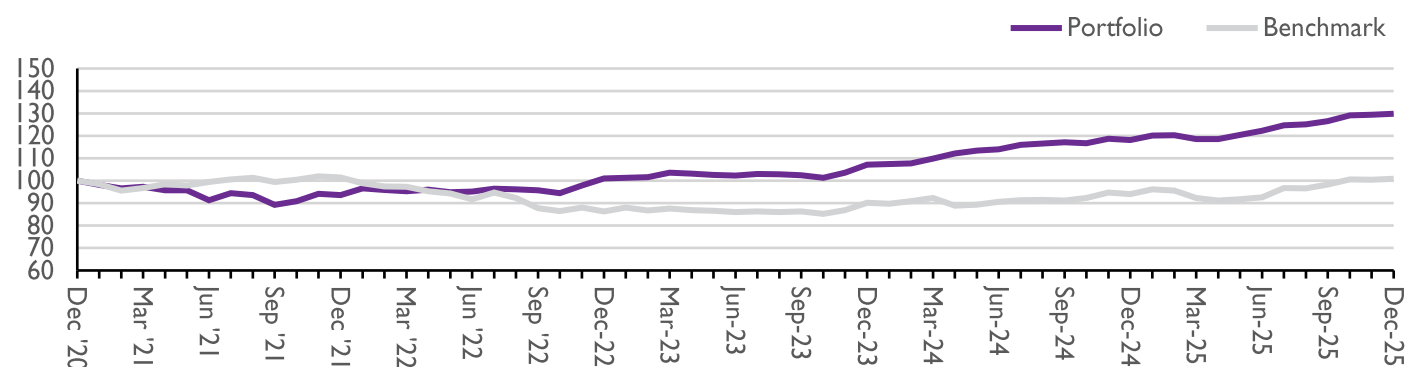
The portfolio seeks to generate modest capital growth higher than bond based returns over the short to medium term (3 - 5 years or more) by employing a cautious investment strategy. Portfolios will typically comprise 30% equity and 70% non-equity, though weightings may deviate within set parameters, allowing our managers to react to market conditions.

KEY INFORMATION

Portfolio Benchmark	IA Mixed Investments 20-60% Shares
Inception Date	01/04/24
Minimum Investment	Any size
TAM AMC	0.30%
TAM Platform Fee	0.25%
Underlying OCF	0.44%
Yield	5.35%
Income Payment Options	Natural or Fixed Payment (Quarterly, Six-Monthly or Annually)

Please note that the information in this document refers to the model directly on the TAM Platform. The model is also available on a range of other third party platforms where underlying holdings, performance and charges may vary. Please get in touch if you would like more information.

PERFORMANCE¹



*From the start of Q4 2025, the benchmark shown on this factsheet has been updated to the relevant IA Mixed Investment sector. This sector represents a broad range of UK investment portfolios operating with similar risk profiles and investment objectives. Previously, the benchmark shown was a composite of the Bloomberg Developed Markets Stock Index and the Bloomberg Global Aggregate Bond Index, weighted to reflect the risk profile of the model in question. We believe the new benchmark provides a clearer and more meaningful comparison, helping clients and their advisers understand how TAM's portfolio performance compares with alternative investment approaches across the wider UK market.

Cumulative Return %						
	3 Month	6 Month	1 Year	3 Year	5 Year	Inception
Portfolio	2.56	6.24	9.86	27.56	29.84	29.84
Benchmark	2.73	7.26	5.96	17.92	0.91	0.91
Difference	-0.17	-1.02	3.90	9.64	28.94	28.94
Calendar Year Returns %						
	2022	2023	2024	2025	YTD	
Portfolio	-6.16	7.88	7.64	9.86	9.86	
Benchmark	-15.31	4.84	6.15	5.96	5.96	
Difference	9.14	3.03	1.49	3.90	3.90	

¹All performance figures are net of TAM's management fee. The TAM Income range was launched on 01/04/24; prior figures are simulated for illustrative purposes only and are pro forma assuming the portfolio was held from 01/01/21, with monthly rebalancing to 01/04/24. Neither past nor simulated performance is indicative of future results.

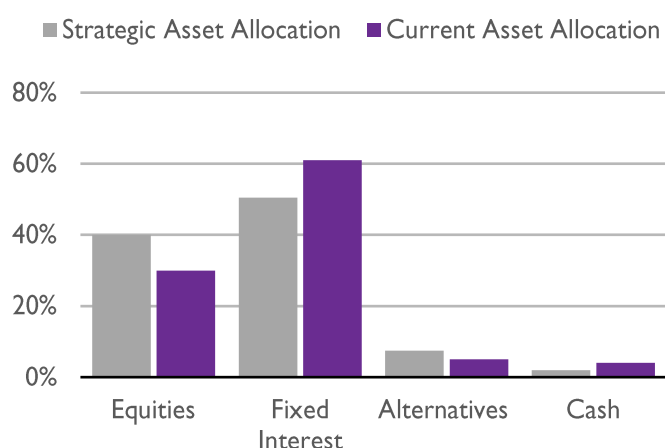
RISK PROFILE: CAUTIOUS (LOW TO MEDIUM RISK)

DATE: 31 DECEMBER 2025

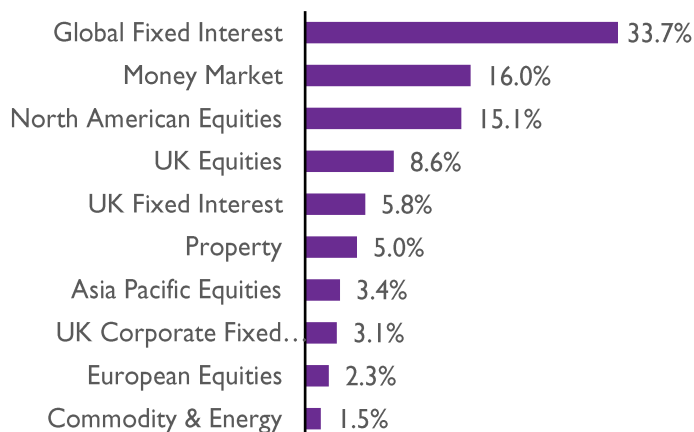
RISK

	Volatility %			Maximum Drawdown %		
	1 Year	3 Years	5 Years	1 Year	3 Years	5 Years
Portfolio	3.66	4.41	5.62	-1.56	-2.31	-10.61
Benchmark	6.09	5.15	6.14	-4.93	-4.93	-16.60
Difference	-2.43	-0.74	-0.52	3.37	2.62	5.99

STRATEGIC V CURRENT ASSET ALLOCATION



TOP 10 ASSET ALLOCATION



TOP 10 PORTFOLIO HOLDINGS %

1) Royal London Short Term Money Market Y Inc UH GBP	16.00
2) Invesco Monthly Income Plus Z Inc UH GBP	12.00
3) BNY Responsible Horizons Strategic Bond F Inc UH GBP	12.00
4) Schroder US Equity Income Maximiser L Inc UH GBP	7.00
5) Capital Group Global High Income Opportunities P Inc UH GBP	6.00
6) Allspring Global Equity Enhanced Income X Inc UH GBP	6.00
7) Vanguard Global Equity Income A Inc UH GBP	6.00
8) BNY Global Short-Dated High Yield W Inc H GBP	6.00
9) Capital Group Corporate Bond Z Inc H GBP	6.00
10) Premier Miton UK Multi Cap Income B Inc UH GBP	5.00

PORTFOLIO ACTIVITY

Performance drivers over the month saw UK income funds delivering strong returns to client portfolios capping off what has been a successful year to be a UK income investor. Global funds continue to take advantage of a strong international market as did investments in emerging market funds. US investments in the S&P500 cooled in December with a small detractor to performance as tech and income both registered small drawdowns. Income portfolios will see more of a diversification drive in 2026 with less reliance on regional overweight investment to drive performance. This will see a broader spread of investments across different markets to source both capital appreciation and 5% income yield.

QUARTERLY REVIEW

Looking back across 2025, equity markets delivered a year of contrasts. Early performance was dominated by macro uncertainty and a narrow group of US technology leaders. As the year progressed, leadership broadened as investors sought high-quality businesses trading on more reasonable valuations. By year end, returns were more evenly spread across regions and sectors, benefiting diversified portfolios and pointing to healthier market dynamics. Bond markets followed a different path. After sharp moves earlier in the year, conditions stabilised into December as confidence grew that rate cuts would continue into 2026. Persistent concerns around government borrowing and fiscal deficits kept investors cautious on sovereign debt, favouring corporate bonds instead.

QUARTERLY OUTLOOK

Looking ahead to 2026, we see a supportive but more selective environment. In Europe, the prospect of progress towards a peace framework in Ukraine could lift sentiment towards equities that remain discounted relative to the US. Inflation is more subdued, supporting a lower level of rate cuts from here and continued preference for corporate bonds. In the US, tax cuts now and rate cuts later in the year should underpin consumer spending, though we expect easing to arrive in the second half rather than the first, particularly with a change in Federal Reserve leadership mid-year.

PLATFORM AVAILABILITY

The model is available on the following third party platforms:

7IM	Novia Global
Abrdn	Nucleus
Aviva	Quilter
Fidelity	Scottish Widows
M&G Wealth	Transact
Morningstar Wealth	

AWARDS



Professional Adviser
PA AWARDS
2025



CONTACT

+44 (0) 207 549 7650

info@tamassetmanagement.com

www.tamassetmanagement.com



CO₂e
Reduced
Organisation

IMPORTANT INFORMATION

© 2026 TAM Asset Management Ltd (TAM). This document is intended for investment professionals and advisers only and should not be distributed to, or relied on by, retail clients. The information provided herein is not intended as an offer, solicitation, or recommendation to use or invest in any of the services or products mentioned. The investments and services referred to in this document may not be suitable for all investors, and TAM does not give any guarantee as to the performance or suitability of an investment for a retail client. Past performance is not indicative of future returns. The value of an investment and the income from it may go down as well as up and may fall below the amount initially invested. Any opinions, expectations, and projections within this document are those of TAM and do not constitute investment advice or guaranteed returns. Retail investors should seek advice from a professional financial adviser before making any investment decisions. TAM is authorised and regulated by the Financial Conduct Authority, No. 208243. Registered in England, No. 04077709. Registered Office: 10th Floor, City Tower, 40 Basinghall Street, London, EC2V 5DE.