

RISK PROFILE: ADVENTUROUS (HIGH RISK)

DATE: 31 MARCH 2025

## PORTFOLIO OBJECTIVE

This portfolio comprises a wide range of diversified investment vehicles including unit trusts, mutual funds and exchange traded funds (ETFs), whose managers aim to outperform their respective markets. Asset classes you could find in this portfolio are equities, government bonds, corporate bonds, alternatives, commodities and cash. Absolute return, multi-asset and property may all feature within the alternatives classification.

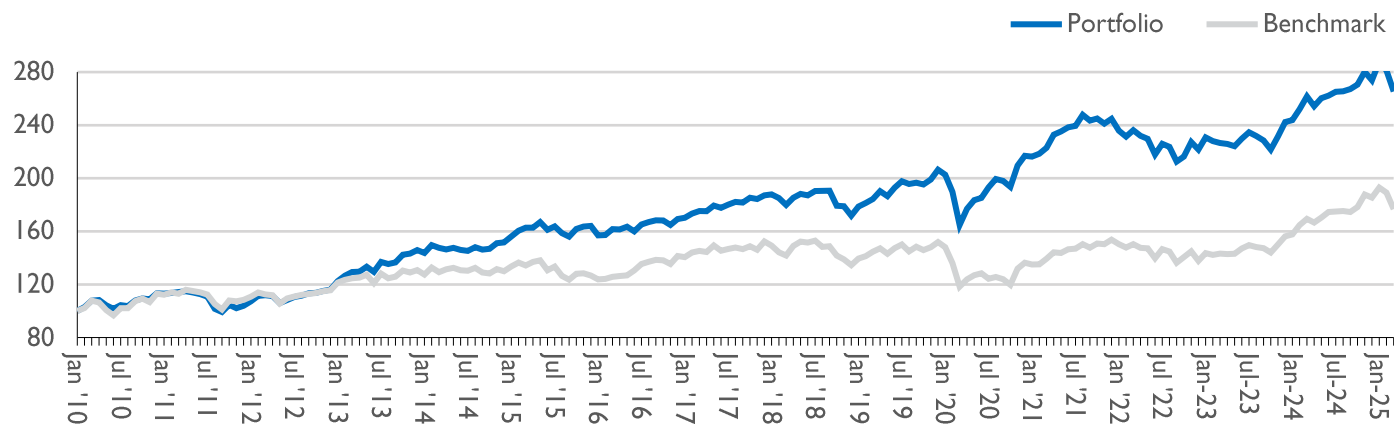
The portfolio seeks to generate strong capital growth over the long term (7 years or more) and can experience potentially frequent and high levels of volatility. Portfolios will typically comprise 90% equity and 10% non-equity, though weightings may deviate within set parameters, allowing managers to react to market conditions.

## KEY INFORMATION

Portfolio Benchmark	Bloomberg Global EQ:FI 90:10
Inception Date	31/01/2010
Minimum Investment	Any size
TAM AMC	0.30%
TAM Platform Fee	0.25%
Underlying OCF	0.52%

Please note that the information in this document refers to the model directly on the TAM Platform. The model is also available on a range of other third party platforms where underlying holdings, performance and charges may vary. Please get in touch if you would like more information.

## PERFORMANCE



Cumulative Return %						
	3 Month	6 Month	1 Year	3 Year	5 Year	Inception
Portfolio	-3.07	-0.69	2.37	13.57	62.79	165.37
Benchmark	-4.71	1.23	3.01	15.94	47.33	76.75
Difference	1.64	-1.92	-0.64	-2.37	15.46	88.62
Calendar Year Returns %						
	2021	2022	2023	2024	2025 YTD	
Portfolio	12.87	-9.5	9.66	13.93	-3.07	
Benchmark	12.57	-10.5	13.35	17.21	-4.71	
Difference	0.3	1	-3.69	-3.28	1.64	

All performance figures are net of TAM's investment management fee.

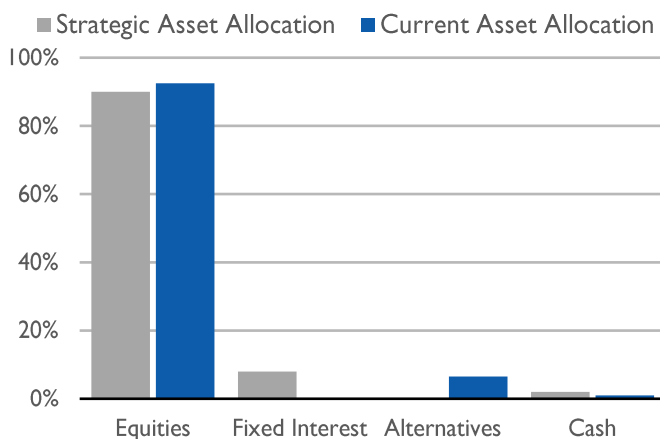
RISK PROFILE: ADVENTUROUS (HIGH RISK)

DATE: 31 MARCH 2025

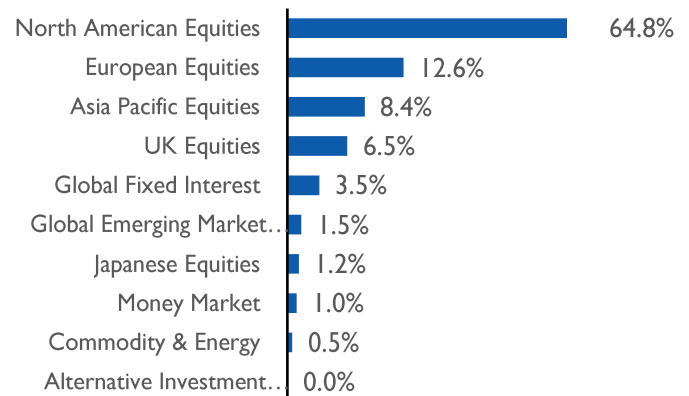
## RISK

	Volatility %			Maximum Drawdown %		
	1 Year	3 Years	5 Years	1 Year	3 Years	5 Years
<b>Portfolio</b>	10.11	10.24	10.3	-7.82	-10.04	-14.21
<b>Benchmark</b>	11.24	10.73	10.52	-8.4	-9.36	-11.43
<b>Difference</b>	-1.13	-0.49	-0.22	0.58	-0.68	-2.78

## STRATEGIC V CURRENT ASSET ALLOCATION



## TOP 10 ASSET ALLOCATION



## PORTFOLIO ACTIVITY

Trades made within the TAM active portfolio range have been timely and importantly appropriate in the first quarter of 2025. Off the back of a very strong 2024 and a more uncertain 2025, the team reduced all models' equity overweight's back to a neutral via sells in funds holding US stocks. At the same time the active models deepened their investments into defensive alternatives such as equity long short funds, precious metals and volatility-based strategies to increase diversification. As the market entered the steeper parts of the US sell off, the models sold down a portion of their US small cap exposure to further increase capital preservation to the US centric volatility. Likewise, as fears around the US recession increased, the models had their investments into corporate bonds reduced under fears of a corporate slowdown after a strong 2024.

## TOP 10 PORTFOLIO HOLDINGS %

1)	JP Morgan US Research Enhanced Index Equity ESG UCITS ETF Acc UH GBP	19
2)	JP Morgan Global Research Enhanced Index Equity ESG UCITS ETF Acc UH GBP	14.5
3)	BNY US Equity Income W Acc UH GBP	14.5
4)	BlackRock Global Unconstrained D Acc UH GBP	8
5)	Federated Hermes Global Emerging Markets L Acc UH GBP	8
6)	Pzena Global Value A Acc UH GBP	7.5
7)	Redwheel UK Equity Income S Acc UH GBP	6
8)	Invesco EURO STOXX 50 UCITS ETF A Acc UH GBP	5
9)	Pacific North American Opportunities R3 Acc UH GBP	5
10)	Premier Miton Tellworth UK Select S Acc UH GBP	3.5

RISK PROFILE: ADVENTUROUS (HIGH RISK)

DATE: 31 MARCH 2025

**QUARTERLY REVIEW**

Q1 2025 was defined by a sharp uptick in market volatility, driven by geopolitical uncertainty, shifting trade rhetoric from the new US administration, and divergent regional performances. Despite the US market remaining under pressure, there were multiple areas of the global market which performed well such as the UK, Europe, Emerging markets and gold rallying strongly. All of these areas of positivity helped to deliver clients some positive results against a wider and more negative market driven lower by US stocks. For investors, the quarter underscored the importance of global diversification, active management, and vigilance amidst fast-moving macro conditions which the TAM active portfolios were well equipped to deal with.

**QUARTERLY OUTLOOK**

As we move into the second and third quarters of 2025, markets remain in a volatile state which will continue to be defined by heightened market volatility, shifting geopolitical dynamics and armed conflict, and evolving macroeconomic narratives around trade tariffs coming out of the White House. Not to mention the developing narrative of a US recession. While Q1 delivered a sharp selloff in U.S. equities and a rotation into international markets, the rest of 2025 presents both challenges and opportunities for investors like TAM. We maintain there are some fantastic areas to be invested in in 2025 and some great opportunities to buy high quality investment at unusual discounts. Undoubtedly, active management and timing of these investments will remain key in delivering clients a profitable 2025.

**RISK RATINGS****PLATFORM AVAILABILITY**

The model is available on the following third party platforms:

7IM	Novia Global
Abrdn	Nucleus
Aviva	Quilter
Fidelity	Scottish Widows
M&G Wealth	Transact
Morningstar Wealth	

**AWARDS****CONTACT**

+44 (0) 207 549 7650

[info@tamassetmanagement.com](mailto:info@tamassetmanagement.com)[www.tamassetmanagement.com](http://www.tamassetmanagement.com)CO<sub>2</sub>e  
Reduced  
Organisation**IMPORTANT INFORMATION**

© 2025 TAM Asset Management Ltd. This document is intended for investment professionals only. Its contents should not be distributed to, or relied on by, retail clients. This document on its own is not intended as an offer, solicitation or recommendation to use or invest in any of the services or products mentioned in it. The investments and services referred to in this document may not be suitable for all investors and TAM Asset Management Ltd (TAM) does not give any guarantee as to the performance or suitability of an investment for a retail client. Past performance is not a guide to future returns. The value of an investment and the income from it, may go down as well as up and may fall below the amount initially invested. Any opinions, expectations and projections within this document are those of TAM and do not constitute investment advice or guaranteed returns. TAM is authorised and regulated by the Financial Conduct Authority, No. 208243. Registered in England, No. 04077709. Registered Office: 10th Floor, City Tower, 40 Basinghall Street, London, EC2V 5DE.